



Geometrinės figūros

Laviname piršteliu, turtiname žodyną, tariame žodžius

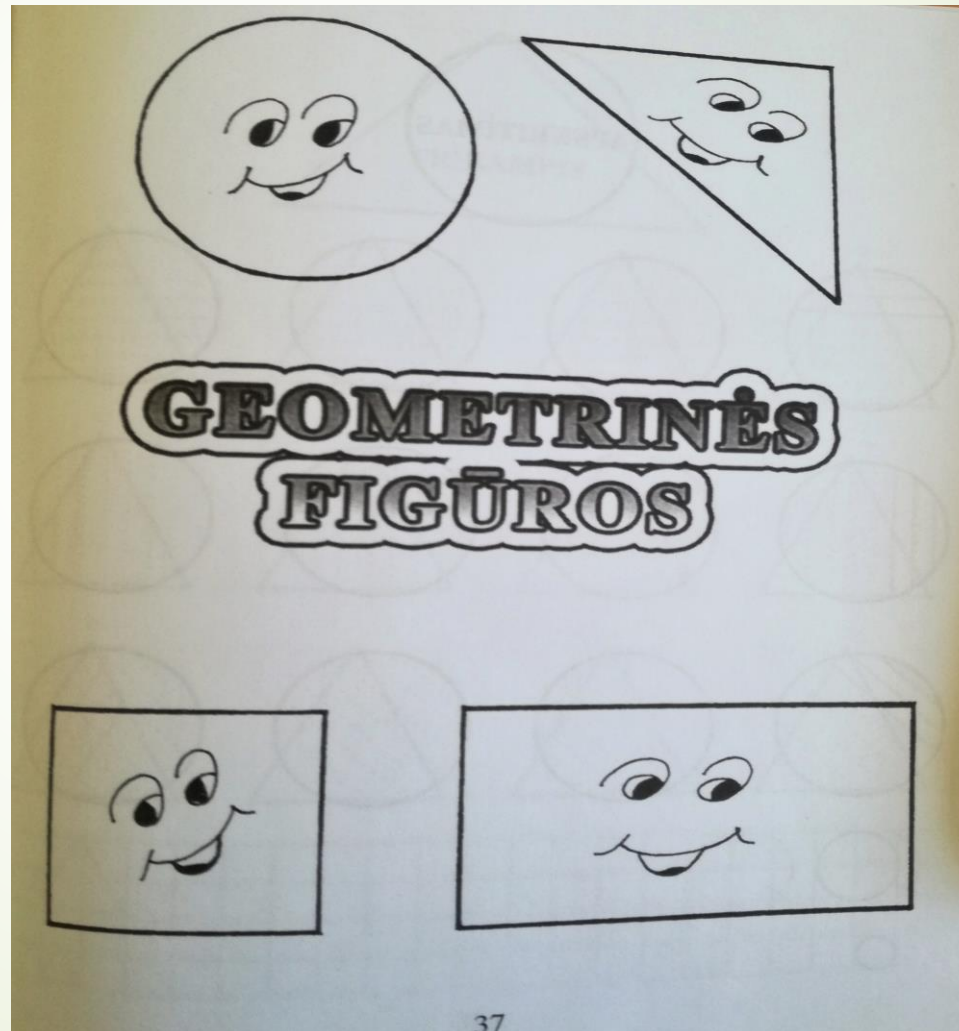
Panevėžio r. Bernatonių mokykla-darželis

Logopedė specialioji pedagogė

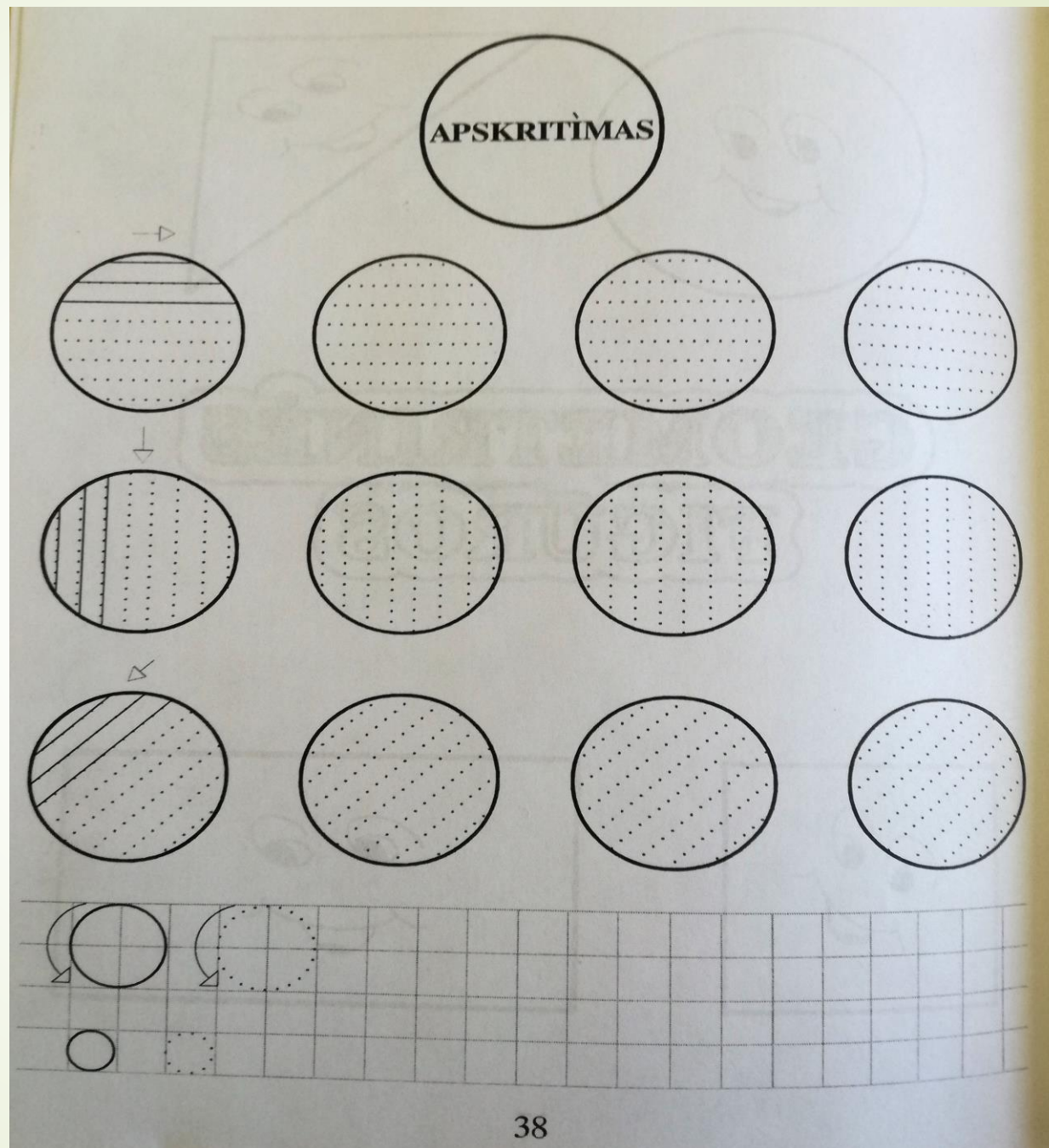
Asta Čepaitienė


2020

Ar žinai šių figūrų pavadinimus?
Į ką jos panašios?



Pamīklīn
pīrštēliūs ☺
apvedžīok,
piēšk,
pavadīnk





TRIKAMPIS



39

KVADRĀTAS

A grid of 12 squares arranged in 3 rows and 4 columns. The first row has a right-pointing arrow above the first square, which contains horizontal lines. The second row has a downward-pointing arrow above the first square, which contains vertical lines. The third row has a diagonal arrow above the first square, which contains diagonal lines. Each square in the grid contains a dotted grid for tracing.

A large grid for tracing exercises. The first row has a downward-pointing arrow above the first square. The second row has a downward-pointing arrow above the first square. The grid is composed of solid lines forming a grid, with dotted lines forming a grid inside each square.

STAČĪĀKAMPIS



Pabandyk iš
geometrinių
figūrų
nupiešti
piešinuką
apie tau
patinkančią
profesiją

